

FD

YOUNG PLANTS



2009 - 2010

floremara
young plants



CUTTINGS - 250 unrooted cuttings



PRODUCTION TIME/ FLOWERING TIME AFTER POTTING



POTSIZE



PLANTHEIGHT



LABELINFORMATION (++) = delivery included (+) = available



RESPONSE TIME IN WEEKS



STECKLINGE - 250 unbewurzelte Stecklinge



PRODUKTIONSVORLAUF / BLÜTEZEIT



TOPFGRÖSSE



PFLANZHÖHE



ETIKETTENINFORMATION (++) = Lieferung eingeschlossen (+) = verfügbar



REAKTIONSZEIT IN WOCHEN



STEKKEN - 250 onbewortelde stekken



PRODUCTIETIJD / BLOEIETIJD NA OPPOTTEN



POTMAAT



PLANTHOOGTE



LABEL INFORMATIE (++) = inclusief meegeleverd (+) = bestelbaar



REACTIETIJD IN WEKEN



BOUTURES - 250 boutures non racinées



DÉLAI DE FLORAISON APRÈS EMPOTAGE



TAILLE DE POT



HAUTEUR DES PLANTES



INFORMATION ETIQUETTE (++) = frais de livraison inclus (+) = disponible



TEMPS DE RÉACTION



TALEE - 250 talee non radicate



TEMPO DI PRODUZIONE / PERIODO DI FIORITURA DOPO L'INVASATURA



MISURA VASO



ALTEZZA PIANTA



INFORMAZIONE D'ETICHETTA (++) = Spedizione inclusa (+) = Disponibile



TEMPO DI REAZIONE IN SETTIMANE



ESQUEJES - 250 esquejes sin raiz



TIEMPO DE PRODUCCIÓN / ÉPOCA DE FLORACIÓN



TAMAÑO DEL TIESTO



ALTURO DE LA PLANTA



INFORMACIÓN DE ETIQUETA (++) = entrega incluida (+) = disponible



TIEMPO DE REACCIÓN

**FLOWERING POTPLANTS
BLOHENDE TOPFPFLANZEN
PLANTES FLEURIS
BLOEIENDE POTPLANTEN**

BEGONIA ELATIOR SPECIAL COLLECTION.....4

BonBon
BonBon White
Ceveca
Dragone
Dragone Champagne
Natasja

BEGONIA ELATIOR BARKOS COLLECTION.....6

Balamon
Baladin
Barkos
Berseba
Berseba Red
Binos
Binos Pink
Binos Soft Pink
Borias

BEGONIA ELATIOR VOLCANO6

Bromo
Etna
Krakatau
Virunga

BEGONIA ELATIOR ILONA COLLECTION.....7

Baik
Blitz
Britt Dark
Camilla
Carneval
Cindy Fringe
Clara
Clara Fringe
Eva
Janny Fringe
Julie
Kristy Fringe
Nadine
Nelly
Netja Fringe
Netja Dark
Peggy
Sandrine
Veronica

GERBERA10

Crazy Colors
Fortune Mixture

POINSETTIA ECOSTARS12

Already Fancy
Already Red
Estrella Pink
Estrlla Red
Stargazer Marble
Stargazer Red

**BEDDING PLANTS FROM CUTTINGS
BEETPLANZEN STECKLINGEN
PLANTES A MASSIF BOUTURES
PERKGOED UIT STEK**

BEGONIA WATERFALL..... 16

Encanto Orange
Victory Falls
Selfoss
Rainbow Falls

BEGONIA SOLENIA.....18

Dark Pink
Light Pink
Light Yellow
Orange
Red Improved
Red Orange
Soft Pink

IMPATIENS ODYSSEY22

Achilles
Ajax
Argos
Arion
Athena
Calypso
Corinth
Delilah
Delphi
Hermes
Neptunus
Nestor
Nestor White
Olympus
Paris
Talon
Troy
Troy Improved
Zeus

**BEDDING PLANTS FROM SEEDS
BEETPLANZEN SAMEN HERBST
PLANTES A MASSIF SEMENCE AUTOMNE
PERKGOED UIT ZAAD HERFST**

LYCOPERSICUM.....26

Minimato



Dear Client,

We are proud to present you our catalogue containing our complete range for your home and garden. We can offer you varieties which in practice have proven to be successful. For customers these varieties stand out from others due to their excellent growing properties and performance. Our priority is to offer our customers a superior quality cutting and young plant. It goes without saying that you can count upon the expert advice on growing from our sales team.

Sales team Floremara

Yours sincerely,
Floremara, LLC



Sehr geehrter Kunde,

Wir sind stolz darauf, Ihnen einen Katalog mit unserem gesamten Sortiment für Haus und Garten präsentieren zu können. Wir bieten Ihnen Sorten die sich in der Praxis bewiesen haben und sich durch ihre guten Kultureigenschaften und ausgezeichneten Leistungen bei dem Konsumenten unterscheiden. Unsere erste Priorität liegt in der perfekten Qualität des Ausgangsmaterials. Für die fachgerechte Kulturberatung steht Ihnen selbstverständlich unser Verkaufsteam gerne zur Verfügung. Verkaufsteam Floremara

Mit freundlichen Grüßen,
Floremara, LLC



Cher Client,

Nous sommes fiers de pouvoir vous présenter un catalogue de l'ensemble de notre assortiment pour la maison et le jardin. Nous vous offrons des variétés qui ont fait leurs preuves dans la pratique et se distinguent par leurs bonnes qualités de culture et leurs belles performances chez le consommateur. Une qualité parfaite du matériel de base constitue notre priorité majeure. Naturellement, vous pouvez compter sur notre équipe de vente pour des conseils de culture de professionnels. Équipe de vente Floremara

Recevez, Cher Client, nos sincères salutations.
Floremara, LLC



Geachte klant,

Wij zijn er trots op dat wij u een catalogus kunnen presenteren met ons complete assortiment voor huis en tuin. We bieden u rassen die zich in de praktijk bewezen hebben en zich onderscheiden door hun goede teelt eigenschappen en prestaties bij de consument. Een perfecte kwaliteit van het uitgangsmateriaal is onze eerste prioriteit. Vanzelfsprekend kunt u rekenen op vakkundig teeltadvies van ons verkoop team.

Verkoop team Floremara

Met vriendelijke groet,
Floremara, LLC

Begonia Elatior - Ilona

Pot plant mainly for indoor use with good bench life. In many countries also used for planting outside.

Good crop for programming. For sales all year round in as many as 19 striking colors.

Can be produced yearround in pot sizes from 4 - 6 Inch (10-15 cm).

Height from 8 - 12 Inch (20-30 cm).

Easily programmable plant. Suitable for spot cropping. Can best be put in a light place avoiding direct sunlight.


Begonia Elatior - Volcano

Compact growing pot plant ideal for indoor use. Can also be used for mixed plantings.

Good crop for programming. For sales in Spring and Summer in 5 different colors.

Ideal pot size is 3.5 in to 5 in (9 cm to 12 cm).

Easily programmable plant type also suitable for spot crops. Put Volcano in a light place avoiding direct sunlight.



**ELATIOR BEGONIA
SPECIAL COLLECTION**

Bonbon®



Bonbon® White



Ceveca



Dragone®



Dragone Champagne®



Natasja®



NEW



250 cuttings



10-12 weeks



4-6 Inch
(10-15cm)



8-12 Inch
(20-30cm)

BEGONIA SPECIAL COLLECTION

**ELATIOR BEGONIA
BARKOS COLLECTION**

Balamon®



Baladin®



Barkos®



Borias®



Berseba®



Berseba® Red



Binos®



Binos® Pink



Binos® Soft Pink




BEGONIA BALAMON/BARKOS/BINOS	250 cuttings	11-14 weeks	5-6 Inch	8-12 Inch
BEGONIA BERSEBA RED	250 cuttings	11-14 weeks	5-6 Inch	8-12 Inch
BEGONIA BALADIN/BORIAS/BERSEBA	250 cuttings	11-14 weeks	5-6 Inch (11-15cm)	8-12 Inch (20-30cm)

VOLCANO COLLECTION


Bromo®



Etna®



Krakatau®



Virunga®



BEGONIA VOLCANO	250 cuttings	9-12 weeks	3.5 -5 Inch (9-12cm)	6-8 Inch (15-20cm)
------------------------	--------------	------------	-------------------------	-----------------------

**ELATIOR BEGONIA
ILONA COLLECTION**


Batik



Blitz



Britt Dark



Carneval®



Camilla®



Cindy Frinjed®



Clara®



Clara Frinjed®



Janny Frinjed®



Julie®



Eva®



Kristy Frinjed®



Nadine®




Nelly




Netja Frinjed®



Netja Dark




Peggy®



Sandrine®



Veronica®



250 cuttings 10-12 weeks 4-6 Inch 8-12 Inch
(10-15cm) (20-30cm)

ELATIOR BEGONIA LISTING

Name	URC #	RC# *	SERIES	ROYALTY CODE	\$ GRP	COLOR
Baladin	10072	36072	Barkos	KR	2	Red/Dark
Balamon	10073	36073	Barkos	KR	2	Red/Orange
Barkos	10032	36032	Barkos	KR	2	Red/Dark
Batik	10002	36002	Ilona		1	Orange/Dark
Berseba	10074	36074	Barkos	KR	2	Pink/Dark
Berseba Light Pink	10064	36064	Barkos	KR	2	Light Pink
Berseba Red	10055	36055	Barkos	KR	2	Red
Binos	10022	36022	Barkos	KR	2	Pink Light
Binos Pink	10058	36058	Barkos	KR	2	Pink
Binos Soft Pink	10059	36059	Barkos	KR	2	Soft Pink
Blitz	10095	36095	Ilona		1	Yellow/Med
Bonbon	10088	36088	Ilona	BBA3	2	Soft Pink
Bonbon White	11067	36167		BBA2	2	White
Borias	10048	36048	Barkos	KR	1	Pink/Bi-Clr
Britt Dark	10003	36003	Ilona		1	Orange/Bi-Clr
Camilla	10004	36004	Ilona		1	Pink/White
Carneval	10005	36005	Ilona	BBA3	2	Orange/Bi-Clr
Cindy Fringed	10017	36017	frinzies	BBA2	1	White/Red
Clara	1006	36008	Ilon		1	White/Red
Clara Fringed	10018	36018	frinzies	BBA2	1	White
Daisy Fringed	10019	36019	frinzies	BBA2	1	White
Dragone	10066	36066		BBA2	2	Pink
Dragone Champagne	10084	36084		BBA2	2	Pink
Eva	11017	36117	Ilona	BBA2	1	Yellow
Janny Finged	10020	36020	frinzies	BBA2	1	Orange/Apricote
Julie	10007	36007	Ilona	BBA1	1	Yellow/Bi-Clr
Kristy Fringed	10021	36021	frinzies	BBA2	1	Pink/Light
Nadine	10013	36013	Ilona	BBA1	1	Yellow/Dark
Nelly	10014	36014	Ilona		1	Pink/Light
Netja Dark	10015	36015	Ilona		1	Pink/Bi-Clr
Netja Fringed	10023	36023	frinzies	BBA2	1	Pink/Bi-Clr
Peggy	10069	36069	Ilona	BBA3	1	Pink/Bi-Clr
Sandrine	10090	36090	Ilon	BBA2	1	Pink/Dark
Veronica	10085	36085	Ilona	BBA2	1	Pink/Dark

* Rooted cuttings are supplied by Holtkamp Greenhouses, Inc.
1-800-443-2290

Growing Elatior Begonias

Today's assortment offers the possibilities to grow a good quality Elatior Begonia all year round. A good planning of the varieties, scheduling of the growing periods, and the correct application of the cultural measures are very important. We hope the following outline will be of assistance in your Elatior Begonia crop

Substrate

The potting media should be of a well aerated and coarse structure. We recommend a coarse peat, well decomposed leaf mold and perlite. On capillary matting we recommend about 10% perlite and for ebb-and-flow irrigation 15% perlite should be added to the mix. The optimum pH is 5.8—6.0

Disinfecting of Benches

Benches need to be cleaned and disinfected every time a new crop is placed on the table. We recommend Greenshield or Zeritol for fungus control. Drench tables before plants are placed on the table with 1 ppm.

Temperature

After potting 72°F (21°C) should be maintained (night and day). As soon as the plants are well rooted, 68°F (20°C) is sufficient (night and day). During the last stage of the crop 65°F (20°C) day, can be maintained in order to get a more intensive flower color night temperature 68°F (20°C). Growth regulation by negative DIF is possible.

Shading

The shading screen should be adjusted to allow for 1600 to 1800 foot candle.

Artificial Light

For lighting Begonias there are several possibilities. It is however not necessary to light the plants to make them bloom.

1. Assimilation lights during the entire crop period. The light intensity which should be used, is 250 to 300 foot candle. Total day length should be 14 to 16 hours. The lamps should be programmed to come on once the natural radiation intensity is lower than 400 foot candle.

2. Another method when growing under assimilation lights is to use lights only during the first 4-5 weeks. After this period plants are spaced and can be placed at about 8W per square yard.

When using assimilation lights dosing of CO₂ can be continued during the period of lighting. A dose of 650 ppm is most economical, never exceed more than 800 ppm.

After Potting

Use Fungicide drench after potting to control Rizoctonia and Pythium.

Pest and Disease control

Common Pest problems are with Aphids, Mites, White Fly, Thrips, and Fungus gnats.

Common Disease problems are with Powdery Mildew, Botrytis, Phythium, Foliar nematodes and Xanthomonas Begoniae (bacterial blight).

Variety Traits by Series

Barkos Types can also be used in baskets. Begonia assortments should be grouped by either Ilona, Barkos, or other. The Barkos types are by comparison larger, slower to grow, more sensitive to disease, and more difficult to cultivate; however, they have a better shelf life and larger flowers. The Ilona Series is more popular since it has a lower cost to grow. When mixing these two varieties in one order, please be aware of these traits in advance. If already using Ilona Series, it is better to continue with those instead of Barkos because they are easier for filling in big orders.

For information or technical assistance call 1-800-443-2290 and request to speak to our email growersupport@florepara.com

Gerbera Crazy Colors

Most outstanding gerbera colors on the market with large flowers 3.5-4.5 Inch (9-11 cm) which contrast well with the dark foliage.

Excellent as an indoor potplant but can also be used in patio planters. Can be placed in full sunlight.

Keeps very well in the trade and with consumers.
Can be used for programmed cropping with flowers yearround.

Cultivation in pots of 5-6 Inch (12-15 cm) with a very fast production time of only 9-12 weeks.

Currently offered only as seeds in the USA market.



Gerbera Crazy Colors

GERBERA



CRAZY COLORS



FORTUNE MIXTURE



GERBERA CRAZY COLORS

9-12 weeks 5-6 Inch 8-10 Inch
(11-15cm) (20-25cm)

GERBERA FORTUNE

9-12 weeks 5 Inch 8-10 Inch
(11cm) (20-25cm)

Poinsettia Ecostars

Euphorbia pulcherrima
Potplant for indoor use with
good benchlife.

Ecostars® have been specially bred for growing in low temperature conditions. As of the short day period the temperature can be lowered to 60°F (15°C). This means an enormous saving on heating cost.

Available in all main colors, featuring besides red also marble, pink and white varieties as well as a variegated variety. Ecostars® are known to be well branching with firm upright stems.

Depending on the variety suitable for pot sizes ranging from 2.5 Inch (6 cm) single stems until 8 Inch (20 cm) branched plants.



Poinsettia Ecostars

POINSETTIA ECOSTARS®

Alreddy® Fancy



Alreddy® Red



Estrella® Red

Estrella® Pink



POINSETTIA ALREDDY

12-16 weeks
7-8 weeks

4-5.5 Inch (10-13cm)
2.5 Inch (6cm)

10-12 Inch (25-30cm)
5.5-6 Inch (12-15cm)

6.5-7 weeks

POINSETTIA ESTRELLA

12-16 weeks
7-8 weeks

4-5.5 Inch (10-13cm)
2.5 Inch (6cm)

10-12 Inch (25-30cm)
5.5-6 Inch (12-15cm)

6, 6-5 weeks

POINSETTIA STARGAZER

12-16 weeks

4-5.5 Inch (10-13cm)

10-12 Inch (25-30cm)

7-8 weeks



Stargazer® Marble



Stargazer® Red



Stargazer® White

Name	URC #	RC #	Series
Already Red	53053	38053	Ecostars
Already Fancy	53085	38085	Ecostars
Estrella Red	53068	38068	Ecostars
Estrella Pink	53095	38095	Ecostars
Stargazer Marble	53087	38087	Ecostars
Stargazer Red	53051	38051	Ecostars
Stargazer White	53089	38089	Ecostars

POINSETTIAS



A study was underway 5 years ago to understand the range of temperatures for growing poinsettias. In the first study, a comparison was made of how varieties suited to the standard temperature of 68°F (20°C) grew under 60°F (16°C) temperature conditions. Generally, both the plant and bracts are smaller at lower temperatures and therefore these points were very carefully considered during the selection process. The above varieties grow consistently well at either low or high temperatures as developed from this program. This program has indicated that breeding for temperature efficiency can lead to varieties that can perform well under a broader temperature range. This gives the grower the choice to set higher or lower temperatures and therefore choose the timing of delivery and improve the quality without interfering with the growth rate of the crop.

Tips on Growing Ecostars Poinsettias

When growing the **Alreddy Red** variety, do not pinch to high since this creates too many branches.

Do not space too early since this will create a candle-shaped plant instead of a v-shaped plant.

Alreddy Red has a tendency to stretch out late in the growth cycle, so temperatures in November should be at 60°F (16°C). This is easier to attain in the northern states than southern areas.

For southern states, we recommend the **Stargazer Red - White Marble and Estrella Red** varieties. The further north you go, the better **Alreddy Red** will perform.

When growing Ecostars, be sure they are not grown with other varieties that cannot thrive at a cool 60°F (16°C), or with late types where the temperature is dropped only when the red color is showing.

Alreddy Red is a very vigorous variety when grown in a cool greenhouse.

Estrella Red is an 8 week variety, so color arrives late in the growth cycle.

Begonia Waterfall®

An extensive colorfull series of strong trailing begonias, which flower profusely all through the summer with a true waterfall of large single or double flowers.

Well-branching trailing plant for use in hanging baskets, which thrives in semi shade as well as a sunny position in the garden or on the patio.

Potting up from week 5 in pot sizes of 12 - 14 cm. Short cultivation period of between 7 and 9 weeks.



WATERFALL® BEGONIA

ENCANTO ORANGE®



VICTORIA FALLS®



SELFOSS®



RAINBOW FALLS®



BEGONIA WATERFALL

250 cuttings 8-10 weeks 5 Inch (12cm) -HB trailing +

BEGONIA WATERFALL SELFOSS

250 cuttings 8-10 weeks 5 Inch (12cm) -HB semi-trailing +

Garden Begonia Solenia®

Uniform series of robust, double-flowered begonias for use in containers on the patio and for balcony boxes.

Flowers very profusely all through summer with intense colors. Very good shelf life.

Suitable for growing in batches with potting up between week 48 and week 15. Short cultivation period of 8 -10 weeks. Pot sizes 5 - 6 in (12 -15 cm).



Garden Begonia Solenia Series

GARDEN BEGONIA SOLENIA VARIETY

Dark Pink



Light Pink



Light Yellow



Orange



Red Improved



Red Orange



Soft Pink



BEGONIA SOLENIA



250 cuttings 9-13 weeks

6 Inch-h HB 8-10 Inch
(15cm-h) (20-25cm)

+

Currently, our Garden Begonia Solenia® assortment consists of three different cultivars - red, orange and pink. All three are very weather resistant and specially selected for outdoor performance.

Peat Solenia® can be potted in every good quality peat. Most important, the peat must keep a good moisture level. Example for a good quality peat:

- 40% frozen peat
- 40% peat moss
- 15% peat moss fragments
- 5% clay
- 5.25 kg/m³ Dolokal
- 1 kg/m³ PG-mix

Pot Size Pink and Orange: 12-14 cm. Red: 10-12 cm. Solenias® are also very suitable for growing in dishes. **Pinching** Red: For a good size, it is recommendable to pinch. Pink and Orange: You have to pinch for bigger pot sizes. **Time:** One week after potting or after three leaves appear.

Temperature After potting, keep a temperature of 19 to 20 c (day and night). As soon as the plants are well rooted, you can drop the temperature to 17 to 19 c. To harden off the plants, you should keep the last two weeks of the culture at the temperature of 14 c. If the plants stretch too much, you can use the cold drop which is a drop of 3 degrees from 2 hours before sunrise until two hours after sunrise.

Shading Solenia® must be grown under as much light as possible. Only at the start do you have to shade if the radiation is higher than 18000 lux (=252 W/m² = 91 J/cm²).

Artificial Lighting For lighting Solenia®, there three possibilities:

- 1) Assimilation lighting during the complete time of culture. The light intensity should be 2500-3000 lux. This corresponds with about 35 watt/m. The total day length should range from 16-18 hours.
- 2) Another method is to grow the plants under assimilation lights during the first four weeks. After that, the plants are spaced and placed in another greenhouse where real lighting is simulated by TL- or Grow lamps (about 8 watt/m²). Especially in winter, this method results in quick and healthy start of the plant.
- 3) The whole culture under TL- or grow lamps with eventually cyclic lighting. In that case, the lighting should be 10 minutes per half hour.

In cases 1 and 2, the dosing of CO₂ can be continued during the period of lighting. However, it is of no use to dose CO₂ in the case of lighting by TL- or grow lamps. A dose of 650 ppm is most economical, at any rate, never more than 800 ppm.

Short Days This is not really necessary. For Red and Pink it may be preferable to use for more uniform crop with more compact plants. If you blackout, it must be in the first three weeks after potting, and for a period of at least 10 days.

Stopping Solenia must be stopped, especially the Red and Orange. It also depends on whether you have pinched the plants. If you stop, start two weeks after planting, and then every week. Concentration of 1%. Of course, Stopping depends on the size of the plant you want, the temperature you grow, etc. It can be necessary to stop two times a week.

Fertilizing After potting, give calcium nitrate 1 gr/liter. Later, fertilize with 12-12-36 and calcium nitrate. 6 weeks after potting, only potassium nitrate or 12-12-36 to harden off the plants. The plants must have been in the peat at an EC of at least 1. If you don't fertilize enough, you will get a lot of single flowers. Also, the consumer should fertilize on a regular basis to get the best performance.

Sticking For smaller plants it is not always necessary but sticking is advisable, especially for bigger plants. In 10 cm pot, you need 2 or 3, by 13 cm pot, you need 4 or 5. Sticking is important to avoid damages caused by transport.

Culture Time The Culture time depends on the following:

- growing conditions
- pinching
- pot size
- how many flowers are needed
- time of potting

Growing time for 12 cm pots with open flowers is 8 weeks.

Possibilities Make sure your customers are aware that Solenias® are not an indoor houseplant but an outdoor plant.

Solenias® are best used in window baskets or as a patio plant. Solenias also grow well in gardens, either in the shade or in direct sunlight.

Garden Begonia Solenia Variety Listing

Name	URC #	RC # *	Series	\$ GRP
Dark Pink	30001	31001	Solenia	2
Light Pink	30002	31002	Solenia	2
Orange	30003	31003	Solenia	2
Red Improved	30009	31009	Solenia	2
Red Orange	30024	31024	Solenia	2
Soft Pink	30022	31022	Solenia	2

* Rooted cuttings are supplied by Holtkamp Greenhouses, Inc.
800-443-2290

Impatiens Odyssey®

Uniform series that branches well and develops a good plant shape. Flowers profusely with large flowers in strong colors.

Very suitable for both indoor and outdoor use. Preferable in full shade with sufficient water on a regular basis.

Excellent choice for growing in batches with potting up between week 45 and week 23. Pot size 4.5 - 5.5 in (11 -13 cm). Short cultivation period of between 8 and 11 weeks.



Impatiens Odyssey Series

IMPATIENS NEW GUINEA

Achilles




Ajax



Argos



Athena



Calypso



Corinth



Delphi



Hermes




Nestor



Nestor White



Olympus



Paris



Troy Improved



Zeus



**IMPATIENS ODYSSEY
UNROOTED**



100 cuttings



4.5-7 Inch
(11-17cm)



8-10 Inch
(20-25cm)



wk 42-20

Growing New Guinea ODYSSEY Impatiens

New Guinea Impatiens were first commercially grown in the U.S. in 1972. Since then, hundreds of cultivars have been released and patented. Recent breeding have concentrated on shorter plants, shortened production times, heat and water stress tolerance, and variation in flower and foliage size and color. Good planning, scheduling of the growing periods and the correct application of cultural measures are very important. We hope the following outline will be of assistance in your New Guinea Impatiens crop.

Substrate

Use a peat-lite medium composed of peat moss and perlite or Styrofoam bead mix. Add Dolomite lime to a Ph of 5.8 to 6.2, superphosphate (4.5 lbs./cubic yard).

Disinfecting of Benches

Benches need to be cleaned and disinfected every time a new crop is placed on the table. We recommend Greenshield or Zeritol for fungus control. Drench tables before plants are placed on the table with 1 ppm.

Temperature

Night temperature of 68F and day 75F for the first 2 to 3 weeks. Night temperatures above 72F can delay flowering. Stem lengths increase as the day temperature increase relative to night temperature.

Watering

Keep evenly damp at all times. Impatiens as a rule require a lot of water and should never be allowed to wilt.

Light

Provide a minimum of 3000 to 4000 foot-candles during the middle of the day. The shading screen should be adjusted to allow for no more than 6000 foot-candles of light. Low light levels slows flowering.

Scheduling

Varies with geographic location, container size, cultivar, climate, and number of cuttings per container, e.g. 4" pots can be finished in 8-10 wks in warmer times of the year while requiring 10-16 wks in low-light, cooler times.

After Potting

Use Fungicide drench after potting to control Rizoctonia and Pythium.

Fertilizing

Little or no fertilization is needed until the roots reach the pot margin. Fertilizer on a CLF program at 100-150 ppm nitrogen with the nitrogen level about equal to potassium (150-0-150 to 200-0-200) with no phosphate if superphosphate was added during mixing. If superphosphate was not added, liquid feed with 50 to 75 ppm P. Use 300 to 350 ppm N, 100 ppm P, and 300 to 350 K every third watering. Magnesium deficiency is common and may be corrected using 8 oz. Magnesium sulfate to 100 gal. Once a month.

Growth Inhibitors

Generally not required or used.

Pest and Disease control

Common Pest problems are with Aphids, Mealybugs, Mites, and Thrips.

For more information or technical assistance call 1-800-443-2290 or email growersupport@floreмара.com

** These cultural notes on Impatiens are, to the best of our knowledge, valid and true. However, Flore-mara can not be held responsible for the results of any crop grown under these guidelines.

Odyssey Impatiens Variety Listing



Name	Color	URC#	RC #	Plant Habit	Flowering Speed
Achilles	Pink	50019	37019	Large	Late
Ajax	Red-White	50097	37097	Compact	Mid Early
Argos	Salmon	50021	37021	Large	Mid Early
Athena	Orange Red	50098	37098	Medium	Middle
Calypso	Red	50045	37045	Comp/Med	Mid Late
Corinth	Orange	50049	37049	Compact	Mid Early
Delphi	Purple-White	50102	37102	Compact	Mid Early
Hermes	Dark Red	50038	37038	Compact	Late
Nestor	Lavendar	50048	37048	Med/LG	Mid/Late
Nymphe	White	50104	37104	Med/LG	Middle
Olympus	Red-White	50039	37039	Comp/Med	Middle
Paris	Red	50083	37083	Medium	Late
Troy improved	Purple	50092	37092	Med/LG	Middle
Zeus	Purple-Pink	50096	37096	Medium	Middle

Call Floremara 1.800.443.2290

Minimato®

Healthy mini cherry tomatoes for nibbling, that have a sweet and refreshing taste, to be cultivated in home and garden...

Minimato is a healthy snack, to be used fresh in a salad as a decorative addition to meals or for frying in wok dishes.

Minimato has a very distinctive, especially sweet and well-balanced taste.

This variety contains vitamins, minerals and antioxidants, is pure and natural.

The Minimato produces 40-60 cherry tomatoes over a period of 2 months.

Currently offered only as seeds from Floremara, LLC. Plugs are available from Hermann Holtkamp Greenhouses, Inc.



LYCOPERSICUM ESCULENTUM
 Minimato®



LYCOPERSICON MINIMATO

Description

Cherry Tomato

Plug Tray

50



**Young plants/
 Potsize**

6-9 Inch
 (15-23cm)



**Production
 time**

12-15 weeks

Minimato plugs available from Holtkamp Greenhouses, Inc.



floremara
young plants

1501 Lischey Ave. Nashville, TN 37207

Phone: 1-800-443-2290

Fax 1-615-228-5831

info@floremara.com, www.floremara.com

