

# *floRemarra* young plants



\* pictured variety is Pearl Falls

2011-2012



**CUTTINGS** - 250 unrooted cuttings



**PRODUCTION TIME/ FLOWERING TIME AFTER POTTING**



**POTSIZE**



**PLANTHEIGHT**



**LABELINFORMATION** (++) = delivery included (+) = available



**RESPONSE TIME IN WEEKS**



**STECKLINGE** - 250 unbewurzelte Stecklinge



**PRODUKTIONSVORLAUF / BLÜTEZEIT**



**TOPFGRÖSSE**



**PFLANZENHÖHE**



**ETIKETTENINFORMATION** (++) = Lieferung eingeschlossen (+) = verfügbar



**REAKTIONSZEIT IN WOCHEN**



**STEEKEN** - 250 onbewortelde stekken



**PRODUCTIETIJD / BLOEIETIJD NA OPPOTTEN**



**POTMAAT**



**PLANTHOOGTE**



**LABEL INFORMATIE** (++) = inclusief meegeleverd (+) = bestelbaar



**REACTIETIJD IN WEKEN**



**BOUTURES** - 250 boutures non racinées



**DÉLAI DE FLORAISON APRÈS EMPOTAGE**



**TAILLE DE POT**



**HAUTEUR DES PLANTES**



**INFORMATION ETIQUETTE** (++) = frais de livraison inclus (+) = disponible



**TEMPS DE RÉACTION**



**TALEE** - 250 talee non radicate



**TEMPO DI PRODUZIONE / PERIODO DI FIORITURA DOPO L'INVASATURA**



**MISURA VASO**



**ALTEZZA PIANTA**



**INFORMAZIONE D'ETICHETTA** (++) = Spedizione inclusa (+) = Disponibile



**TEMPO DI REAZIONE IN SETTIMANE**



**ESQUEJES** - 250 esquejes sin raiz



**TIEMPO DE PRODUCCIÓN / ÉPOCA DE FLORACIÓN**



**TAMAÑO DEL TIESTO**



**ALTURO DE LA PLANTA**



**INFORMACIÓN DE ETIQUETA** (++) = entrega incluida (+) = disponible



**TIEMPO DE REACCIÓN**

**FLOWERING POTPLANTS**  
**BLOHENDE TOPFPFLANZEN**  
**PLANTES FLEURIS**  
**BLOEIENDE POTPLANTEN**

**BEGONIA ELATIOR SPECIAL COLLECTION.....4**

- BonBon
- BonBon White
- Dragone
- Dragone Champagne
- Glory
- Lax
- Natasja

**BEGONIA ELATIOR COTTAGE COLLECTION**

- Bright Red
- Double Pink
- Salmon
- Vintage Pink

**BEGONIA ELATIOR BARKOS COLLECTION.....6**

- Balamon
- Baladin
- Barkos
- Berseba
- Berseba Red
- Binos
- Binos Pink
- Borias

**BEGONIA ELATIOR VOLCANO .....6**

- Bromo
- Etna
- Krakatau
- Virunga

**BEGONIA ELATIOR ILONA COLLECTION.....7**

- Baik
- Blitz
- Britt Dark
- Camilla
- Carneval
- Cindy Fringe
- Clara
- Clara Fringe
- Eva
- Janny Fringe
- Julie
- Kristy Fringe
- Nadine
- Nelly

**GERBERA .....10**

- Crazy Colors
- Fortune Mixture

**POINSETTIA ECOSTARS .....12**

- Already Fancy
- Already Red
- Charon
- Estrella Pink
- Estrlla Red
- Pandora Red
- Stargazer Marble
- Stargazer Red

**CELOSIA.....16**

- Pink
- Purple
- Scarlet

**DAHLIA..... 18**

- Burgundy
- Coral
- Deep Red
- Orange
- Pink
- Red
- White
- LaBella Grande
- Deep Pink
- Orange
- Purple

**BEDDING PLANTS FROM CUTTINGS**  
**BEETPLANZEN STECKLINGEN**  
**PLANTES A MASSIF BOUTURES**  
**PERKGOED UIT STEK**

**BEGONIA WATERFALL..... 20**

- Encanto Orange
- Pearl Falls
- Rainbow Falls
- Selfoss Falls
- Victory Falls

**BEGONIA SOLENIA.....22**

- Dark Pink
- Light Pink
- Light Yellow
- Orange
- Red Improved
- Red Orange
- Soft Pink

**IMPATIENS ODYSSEY .....26**

- Achilles
- Ajax
- Argos
- Arion
- Athena
- Calypso
- Corinth
- Delilah
- Delphi
- Hermes
- Ilus
- Neptunus
- Nestor
- Nestor White
- Olympus
- Orestes
- Paris
- Sparta
- Talon
- Troy
- Troy Improved
- Zeus



Dear Client,

We are proud to present you our catalogue containing our complete range for your home and garden. We can offer you varieties which in practice have proven to be successful. For customers these varieties stand out from others due to their excellent growing properties and performance. Our priority is to offer our customers a superior quality cutting and young plant. It goes without saying that you can count upon the expert advice on growing from our sales team.  
 Sales team Floremara

Yours sincerely,  
 Floremara, LLC



Sehr geehrter Kunde,

Wir sind stolz darauf, Ihnen einen Katalog mit unserem gesamten Sortiment für Haus und Garten präsentieren zu können. Wir bieten Ihnen Sorten die sich in der Praxis bewiesen haben und sich durch ihre guten Kultureigenschaften und ausgezeichneten Leistungen bei dem Konsumenten unterscheiden. Unsere erste Priorität liegt in der perfekten Qualität des Ausgangsmaterials. Für die fachgerechte Kulturbberatung steht Ihnen selbstverständlich unser Verkaufsteam gerne zur Verfügung.  
 Verkaufsteam Floremara

Mit freundlichen Grüßen,  
 Floremara, LLC



Cher Client,

Nous sommes fiers de pouvoir vous présenter un catalogue de l'ensemble de notre assortiment pour la maison et le jardin. Nous vous offrons des variétés qui ont fait leurs preuves dans la pratique et se distinguent par leurs bonnes qualités de culture et leurs belles performances chez le consommateur. Une qualité parfaite du matériel de base constitue notre priorité majeure. Naturellement, vous pouvez compter sur notre équipe de vente pour des conseils de culture de professionnels. Équipe de vente Floremara

Recevez, Cher Client, nos sincères salutations.  
 Floremara, LLC



Geachte klant,

Wij zijn er trots op dat wij u een catalogus kunnen presenteren met ons complete assortiment voor huis en tuin. We bieden u rassen die zich in de praktijk bewezen hebben en zich onderscheiden door hun goede teelt eigenschappen en prestaties bij de consument. Een perfecte kwaliteit van het uitgangsmateriaal is onze eerste prioriteit. Vanzelfsprekend kunt u rekenen op vakkundig teeltadvies van ons verkoop team.

Verkoop team Floremara

Met vriendelijke groet,  
 Floremara, LLC

# elator begonia

## **Begonia Elatior - Ilona**

Pot plant mainly for indoor use with good bench life. In many countries also used for planting outside.

Good crop for programming. For sales all year round in as many as 19 striking colors.

Can be produced yearround in pot sizes from 4 - 6 Inch (10-15 cm).  
Height from 8 - 12 Inch (20-30 cm).

Easily programmable plant. Suitable for spot cropping. Can best be put in a light place avoiding direct sunlight.

## **Begonia Elatior - Volcano**

Compact growing pot plant ideal for indoor use. Can also be used for mixed plantings.

Good crop for programming. For sales in Spring and Summer in 5 different colors.

Ideal pot size is 3.5 in to 5 in (9 cm to 12 cm).

Easily programmable plant type also suitable for spot crops. Put Volcano in a light place avoiding direct sunlight.



# ELATIOR BEGONIA

SPECIAL COLLECTION


Bonbon®



Bonbon® White



Ceveca



Dragone®



Dragone Champagne®



Natasja®



NEW

BEGONIA SPECIAL COLLECTION



100 cuttings



10-12 weeks



4-6 Inch  
(10-15cm)



8-12 Inch  
(20-30cm)

## COTTAGE COLLECTION

Bright Red



Double Pink



Salmon



Vintage Pink



BEGONIA SPECIAL COLLECTION



100 cuttings



10-12 weeks



4-6 Inch  
(10-15cm)



8-12 Inch  
(20-30cm)

**ELATIOR BEGONIA**  
**BARKOS COLLECTION**

Balamon®



Baladin®



Barkos®



Borias®



Berseba®



Berseba® Red



Binos®



Binos® Pink



Binos® Soft Pink



**BEGONIA BARKOS COLLECTION**

 250 cuttings
  11-14 weeks
  5-6 Inch
  8-12 Inch

**VOLCANO COLLECTION**  
**Compact Growing Collection**

Bromo®



Etna®





Krakatau®



Virunga®



**BEGONIA VOLCANO COLLECTION**

 250 cuttings
  9-12 weeks
  3.5 -5 Inch  
(9-12cm)
  6-8 Inch  
(15-20cm)

# ELATIOR BEGONIA

## ILONA COLLECTION


Batik



Blitz



Britt Dark



Carneval®



Camilla®



Cindy Frinjed®



Clara®



Lax



Clara Frinjed®



Eva®



Janny Frinjed®



Julie®



Glory



Kristy Frinjed®



Nadine®




Nelly



Netja Frinjed®



Netja Dark



Peggy®



Sandrine®



Veronica®



### BEGONIA ILONA COLLECTION



250 cuttings 10-12 weeks 4-6 Inch 8-12 Inch  
(10-15cm) (20-30cm)

## ELATIOR BEGONIA LISTING

Name	URC #	RC# *	SERIES	\$ GRP	COLOR
Baladin	10072	36072	Barkos	2	Red/Dark
Balamon	10073	36073	Barkos	2	Red/Orange
Barkos	10032	36032	Barkos	2	Red/Dark
Batik	10002	36002	Ilona	1	Orange/Dark
Berseba	10074	36074	Barkos	2	Pink/Dark
Berseba Light Pink	10064	36064	Barkos	2	Light Pink
Berseba Red	10055	36055	Barkos	2	Red
Binos	10022	36022	Barkos	2	Pink Light
Binos Pink	10058	36058	Barkos	2	Pink
Blitz	10095	36095	Ilona	1	Yellow/Med
Bonbon	10088	36088	Ilona	2	Soft Pink
Bonbon White	11067	36167		2	White
Borias	10048	36048	Barkos	1	Pink/Bi-Clr
Britt Dark	10003	36003	Ilona	1	Orange/Bi-Clr
Camilla	10004	36004	Ilona	1	Pink/White
Carneval	10005	36005	Ilona	2	Orange/Bi-Clr
Cindy Fringed	10017	36017	frinzies	1	White/Pink/Bi-Clr
Clara	1006	36008	Ilon	1	White
Clara Fringed	10018	36018	frinzies	1	White
Dragone	10066	36066		2	Pink
Dragone Champagne	10084	36084		2	Pink
Eva	11017	36117	Ilona	1	Yellow
Glory +	10642	36042			Pink
Janny Fringed	10020	36020	frinzies	1	Orange/Apricote
Julie	10007	36007	Ilona	1	Yellow/Red/Bi-Clr
Kristy Fringed	10021	36021	frinzies	1	Pink/White/Bi-Clr
Nadine	10013	36013	Ilona	1	Yellow/Dark
Lax +	10046	36046			Apricote
Nelly	10014	36014	Ilona	1	Pink/Light
Netja Dark	10015	36015	Ilona	1	Pink/Bi-Clr
Netja Fringed	10023	36023	frinzies	1	Pink/Bi-Clr
Peggy	10069	36069	Ilona	1	Pink/Bi-Clr
Sandrine	10090	36090	Ilon	1	Pink/Dark
Veronica	10085	36085	Ilona	1	Pink/Dark

+ new variety in 2012

**\* Rooted cuttings are supplied by Holtkamp Greenhouses, Inc.  
1-800-443-2290**

## Growing Elatior Begonias

Today's assortment offers the possibilities to grow a good quality Elatior Begonias all year round. A good planning of the varieties, scheduling of the growing periods, and the correct application of the cultural measures are very important. We hope the following outline will be of assistance in your Elatior Begonia crop.

### Substrate

The potting media should be of a well aerated and coarse structure. We recommend a coarse peat, well decomposed leaf mold and perlite. On capillary matting we recommend about 10% perlite and for ebb-and-flow irrigation 15% perlite should be added to the mix. The optimum pH is 5.8—6.0

### Disinfecting of Benches

Benches need to be cleaned and disinfected every time a new crop is placed on the table. We recommend Greenshield or Zeritol for fungus control. Drench tables before plants are placed on the table with 1 ppm.

### Temperature

After potting 72°F (21°C) should be maintained (night and day). As soon as the plants are well rooted, 68°F (20°C) is sufficient (night and day). During the last stage of the crop 65°F (20°C) day, can be maintained in order to get a more intensive flower color night temperature 68°F (20°C). Growth regulation by negative DIF is possible.

### Shading

The shading screen should be adjusted to allow for 1600 to 1800 foot candle.

### Artificial Light

For lighting Begonias there are several possibilities. It is however not necessary to light the plants to make them bloom.

1. Assimilation lights during the entire crop period. The light intensity which should be used, is 250 to 300 foot candle. Total day length should be 14 to 16 hours. The lamps should be programmed to come on once the natural radiation intensity is lower than 400 foot candle.

2. Another method when growing under assimilation lights is to use lights only during the first 4-5 weeks. After this period plants are spaced and can be placed at about 8W per square yard.

When using assimilation lights dosing of CO<sub>2</sub> can be continued during the period of lighting. A dose of 650 ppm is most economical, never exceed more than 800 ppm.

### After Potting

Use Fungicide drench after potting to control Rizoctonia and Pythium.

### Pest and Disease control

Common Pest problems are with Aphids, Mites, White Fly, Thrips, and Fungus gnats.

Common Disease problems are with Powdery Mildew, Botrytis, Phytium, Foliar nematodes and Xanthomonas Begoniae (bacterial blight).

### Variety Traits by Series

Barkos Types can also be used in baskets. It is recommended to group the Begonia types by either Ilona or Barkos types. The two series have some different growing characteristics that are noteworthy. The Barkos types are by comparison larger and slower to grow; however, they make it up by having a better shelf life and larger more generous flower, which the customer will certainly appreciate. The Ilona Series is popular due to its lower cost of production. When mixing these two variety types in one order, please be aware of these traits in advance. When growing for large promotional orders, we recommend to use one type to facilitate the scheduling of the crop.

For information or technical assistance call 1-800-443-2290 and request to speak to our e-mail [growersupport@florepara.com](mailto:growersupport@florepara.com)

**Gerbera Crazy Colors**

Most outstanding gerbera colors on the market with large flowers 3.5-4.5 Inch (9-11 cm) which contrast well with the dark foliage.

Excellent as an indoor potplant but can also be used in patio planters. Can be placed in full sunlight.

Keeps very well in the trade and with consumers. Can be used for programmed cropping with flowers yearround.

Cultivation in pots of 5-6 Inch (12-15 cm) with a very fast production time of only 9-12 weeks.

Currently offered only as seeds in the USA market.



gerbera

Gerbera Crazy Colors

# GERBERA



**CRAZY COLORS**



**FORTUNE MIXTURE**



**GERBERA CRAZY COLORS**

9-12 weeks    5-6 Inch    8-10 Inch  
(11-15cm)    (20-25cm)

**GERBERA FORTUNE**

9-12 weeks    5 Inch    8-10 Inch  
(11cm)    (20-25cm)

**Poinsettia Ecostars**

*Euphorbia pulcherrima*  
Potplant for indoor use with good benchlife.

Ecostars® have been specially bred for growing in low temperature conditions. As of the short day period the temperature can be lowered to 60°F (15°C). This means an enormous saving on heating cost.

Available in all main colors, featuring besides red also marble, pink and white varieties as well as a variegated variety. Ecostars® are known to be well branching with firm upright stems.

Depending on the variety suitable for pot sizes ranging from 2.5 Inch (6 cm) single stems until 8 Inch (20 cm) branched plants.



poinsettia

**Poinsettia Ecostars**

# POINSETTIA ECOSTARS®

Alreddy® Fancy



Alreddy® Red



Estrella® Red



Estrella® Pink



Charon



Pandora Red



**POINSETTIA ALREDDY**

12-16 weeks  
7-8 weeks

**POINSETTIA ESTRELLA**

12-16 weeks  
7-8 weeks

**POINSETTIA STARGAZER**

12-16 weeks

4-5.5 Inch (10-13cm)  
2.5 Inch (6cm)

4-5.5 Inch (10-13cm)  
2.5 Inch (6cm)

4-5.5 Inch (10-13cm)

10-12 Inch (25-30cm)  
5.5-6 Inch (12-15cm)

10-12 Inch (25-30cm)  
5.5-6 Inch (12-15cm)

10-12 Inch (25-30cm)

6.5-7 weeks

6, 6-5 weeks

7-8 weeks





Stargazer® Marble



Stargazer® Red



Stargazer® White

Name	URC #	RC #	Series
Already Red	53053	38053	Ecostars
Already Fancy	53085	38085	Ecostars
Estrella Red	53068	38068	Ecostars
Estrella Pink	53095	38095	Ecostars
Charon	53072	38072	Ecostars
Pandora Red	53076	38076	Ecostars
Stargazer Marble	53087	38087	Ecostars
Stargazer Red	53051	38051	Ecostars
Stargazer White	53089	38089	Ecostars

# POINSETTIAS

ECOSTARS 



A study was undertaken to understand the range of temperatures for growing poinsettias. In the first study, a comparison was made of how varieties suited to the standard temperature of 68°F (20°C) grew under 60°F (16°C) temperature conditions. Generally, both the plant and bracts are smaller at lower temperatures and therefore these points were very carefully considered during the selection process. The Ecostars varieties grow consistently well at either low or high temperatures as developed from this program. This program has indicated that breeding for temperature efficiency can lead to varieties that can perform well under a broader temperature range. This gives the grower the choice to set higher or lower temperatures and therefore choose the timing of delivery and improve the quality without interfering with the growth rate of the crop.

## Tips on Growing Ecostars Poinsettias

When growing the **Alreddy Red** variety, do not pinch to high since this creates too many branches.

Do not space too early since this will create a candle-shaped plant instead of a v-shaped plant.

Alreddy Red has a tendency to stretch out late in the growth cycle, so temperatures in November should be at 60°F (16°C). This is easier to attain in the northern states than southern areas.

For southern states, we recommend the **Stargazer Red - White Marble and Estrella Red** varieties. The further north you go, the better **Alreddy Red** will perform.

When growing Ecostars, be sure they are not grown with other varieties that cannot thrive at a cool 60°F (16°C), or with late types where the temperature is dropped only when the red color is showing.

**Alreddy Red** is a very vigorous variety when grown in a cool greenhouse.

Estrella Red is an 8 week variety, so color arrives late in the growth cycle.

# celosia



# CELOSIA KELOS

Pink



Purple



Scarlet



Magenta

**CELOSIA KELOS**



100



9-11 weeks



4-5 Inch  
(10-13cm)



8-10 Inch  
(20-25cm)

# dahlia



Dahila

# Dahlia



**BURGUNDY**



**CORAL**



**DEEP RED**



**ORANGE**



**PINK**



**RED**



**WHITE**

## LABELLA GRANDE Dahlia



**Deep Pink**



**Orange**



**Purple**

DAHLIA



100



9-13 weeks



6 Inch  
(15cm)



8-10 Inch  
(20-25cm)

### Begonia Waterfall®

An extensive colorfull series of strong trailing begonias, which flower profusely all through the summer with a true waterfall of large single or double flowers.

Well-branching trailing plant for use in hanging baskets, which thrives in semi shade as well as a sunny position in the garden or on the patio.

Potting up from week 5 in pot sizes of 12 - 14 cm. Short cultivation period of between 7 and 9 weeks.

# waterfall begonia

Waterfall Begonia Series



# WATERFALL® BEGONIA

ENCANTO ORANGE®






VICTORIA FALLS®



RAINBOW FALLS®



PEARL FALLS®

**BEGONIA WATERFALL**  100 cuttings  8-10 weeks  5 Inch (12cm) -HB trailing  +

## Garden Begonia Solenia®

Uniform series of robust, double-flowered begonias for use in containers on the patio and for balcony boxes.

Flowers very profusely all through summer with intense colors. Very good shelf life.

Suitable for growing in batches with potting up between week 48 and week 15. Short cultivation period of 8 -10 weeks. Pot sizes 5 - 6 in (12 -15 cm).


solenia begonia



Garden Begonia Solenia Series

# GARDEN BEGONIA SOLENIA

Dark Pink



Light Pink



Light Yellow



Orange



Red Improved



Red Orange



Soft Pink



**BEGONIA SOLENIA**



250 cuttings 9-13 weeks



6 Inch-h HB 8-10 Inch  
(15cm-h) (20-25cm)



+

Our Garden Begonia Solenia® assortment consists of a select group of cultivars. All are very weather resistant and specially selected for outdoor performance.

**Peat** Solenia® can be potted in every good quality peat. Most important, the peat must keep a good moisture level. Example for a good quality mix:

80% peat moss

15% peat moss fragments

5% clay

Balance the pH to 5.8-6.2

**Pot Size** Pink and Orange: 5-6 Inch (12-14cm). Red: 4-5 Inch (10-12cm). Solenias® are also very suitable for growing in dishes or larger hanging baskets. For a 10 Inch (25cm) hanging basket we recommend 3 cuttings or plugs per basket. 2 for 8 Inch (20cm) basket.

**Pinching** Red: For a good size, it is recommendable to pinch. Pink and Orange: You have to pinch for bigger pot sizes. Time: One week after potting or after three leaves appear.

**Temperature** After potting, keep a temperature of 68° F (20° C) (day and night). As soon as the plants are well rooted, you can drop the temperature to 66° F - 68° (17°- 19° C). To harden off the plants, you should keep the last two weeks of the culture at the temperature of 58° F (14° C). If the plants stretch too much, you can use the cold drop which is a drop of 3 degrees from 2 hours before sunrise until two hours after sunrise.

**Shading** Solenia® must be grown under as much light as possible. Only at the start do you have to shade if the radiation is higher than 18000 lux (=252 W/m<sup>2</sup> = 91 J/cm<sup>2</sup>).

**Artificial Lighting** For lighting Solenia®, there three possibilities:

1) Assimilation lighting during the complete time of culture. The light intensity should be 250-300 foot candles (2500-3000 lux). This corresponds with about 35 watt/m. The total day length should range from 16-18 hours.

2) Another method is to grow the plants under assimilation lights during the first four weeks. After that, the plants are spaced and placed in another greenhouse where real lighting is simulated by TL- or Grow lamps (about 8 watt/m<sup>2</sup>). Especially in winter, this method results in quick and healthy start of the plant.

3) The whole culture under TL- or grow lamps with eventually cyclic lighting. In that case, the lighting should be 10 minutes per half hour.

In cases 1 and 2, the dosing of CO<sub>2</sub> can be continued during the period of lighting. However, it is of no use to dose CO<sub>2</sub> in the case of lighting by TL- or grow lamps. A dose of 650 ppm is most economical, at any rate, never more than 800 ppm.

**Short Days** This is not really necessary. For Red and Pink it may be preferable to use for more uniform crop with more compact plants. If you blackout, it must be in the first three weeks after potting, and for a period of at least 10 days.

**Stopping** Solenia must be stopped, especially the Red and Orange. It also depends on whether you have pinched the plants. If you stop, start two weeks after planting, and then every week. Concentration of 1%. Of course, Stopping depends on the size of the plant you want, the temperature you grow, etc. It can be necessary to stop two times a week.

**Fertilizing** After potting, give calcium nitrate 1 gr/liter. Later, fertilize with 12-12-36 and calcium nitrate. 6 weeks after potting, only potassium nitrate or 12-12-36 to harden off the plants. The plants must have been in the peat at an EC of at least 1. If you don't fertilize enough, you will get a lot of single flowers. Also, the consumer should fertilize on a regular basis to get the best performance.

**Sticking** For smaller plants it is not always necessary but sticking is advisable, especially for bigger plants. In 4 Inch (10 cm) pot, you need 1 or 2 sticks, by 5-6 Inch (13 cm) pot, you need 4 or 5. Sticking is important to avoid damages caused by transport.

**Culture Time** The Culture time depends on the following:

- growing conditions
- pinching
- pot size
- how many flowers are needed
- time of potting

Growing time for 12 cm pots with open flowers is 8 weeks.

**Possibilities** Make sure your customers are aware that Solenias® are not an indoor houseplant but an outdoor plant.

Solenias® are best used in window baskets or as a patio plant. Solenias also grow well in gardens, either in the shade or in direct sunlight.

# Garden Begonia Solenia Variety Listing

Name	URC #	RC # *	Series	\$ GRP
Dark Pink	30001	31001	Solenia	2
Light Pink	30002	31002	Solenia	2
Light Yellow	30016	31016	Solenia	2
Orange	30003	31003	Solenia	2
Red Improved	30009	31009	Solenia	2
Red Orange	30024	31024	Solenia	2

\* Rooted cuttings are supplied by Holtkamp Greenhouses, Inc.  
800-443-2290

## Impatiens Odyssey®

Uniform series that branches well and develops a good plant shape. Flowers profusely with large flowers in strong colors.

Very suitable for both indoor and outdoor use. Preferable in full shade with sufficient water on a regular basis.

Excellent choice for growing in batches with potting up between week 45 and week 23. Pot size 4.5 - 5.5 in (11 -13 cm). Short cultivation period of between 8 and 11 weeks.

# impatiens



Impatiens Odyssey Series

# IMPATIENS NEW GUINEA

Achilles



Ajax



Argos



Athena



Calypso



Corinth



Delphi



Hermes



Ilus



Nestor



Nestor White



Orestes



Olympus



Paris



Sparta



Troy Improved





Zeus



IMPATIENS ODYSSEY  
UNROOTED

  
100 cuttings

  
4.5-7 Inch  
(11-17cm)

  
8-10 Inch  
(20-25cm)

  
wk 42-20

# Growing New Guinea ODYSSEY Impatiens

New Guinea Impatiens were first commercially grown in the U.S. in 1972. Since then, hundreds of cultivars have been released and patented. Recent breeding have concentrated on shorter plants, shortened production times, heat and water stress tolerance, and variation in flower and foliage size and color. Good planning, scheduling of the growing periods and the correct application of cultural measures are very important. We hope the following outline will be of assistance in your New Guinea Impatiens crop.

## Substrate

Use a peat-lite medium composed of peat moss and perlite or Styrofoam bead mix. Add Dolomite lime to a pH of 5.8 to 6.2, superphosphate ( 4.5 lbs./cubic yard).

## Disinfecting of Benches

Benches need to be cleaned and disinfected every time a new crop is placed on the table. We recommend Greenshield or Zeritol for fungus control. Drench tables before plants are placed on the table with 1 ppm.

## Temperature

Night temperature of 68°F (18°C) and day 75°F (24°C) for the first 2 to 3 weeks. Night temperatures above 72°F (22°C) can delay flowering. Stem lengths increase as the day temperature increase relative to night temperature.

## Watering

Keep evenly damp at all times. Impatiens as a rule require a lot of water and should never be allowed to wilt.

## Light

Provide a minimum of 3000 to 4000 foot-candles (32,000 to 40,000 lux) during the middle of the day. The shading screen should be adjusted to allow for no more than 6000 foot-candles (60,000 lux) of light. Low light levels slows flowering.

## Scheduling

Varies with geographic location, container size, cultivar, climate, and number of cuttings per container, e.g. 4" pots can be finished in 8-10 wks in warmer times of the year while requiring 10-16 wks in low-light, cooler times.

## After Potting

Use Fungicide drench after potting to control Rizoctonia and Pythium.

## Fertilizing

Little or no fertilization is needed until the roots reach the pot margin. Fertilizer on a CLF program at 100-150 ppm nitrogen with the nitrogen level about equal to potassium (150-0-150 to 200-0-200) with no phosphate if superphosphate was added during mixing. If superphosphate was not added, liquid feed with 50 to 75 ppm P. Use 300 to 350 ppm N, 100 ppm P, and 300 to 350 K every third watering. Magnesium deficiency is common and may be corrected using 8 oz. Magnesium sulfate to 100 gal. Once a month.

## Growth Inhibitors

Generally not required or used.

Pest and Disease control

Common Pest problems are with Aphids, Mealybugs, Mites, and Thrips.

For more information or technical assistance call 1-800-443-2290 or email [growersupport@floreмара.com](mailto:growersupport@floreмара.com)

\*\* These cultural notes on Impatiens are, to the best of our knowledge, valid and true. However, Flore-mara can not be held responsible for the results of any crop grown under these guidelines.

## Odyssey Impatiens Variety Listing



Name	Color	URC#	RC #	Plant Habit	Flowering Speed
Achilles	Pink	50019	37019	Large	Late
Ajax	Red-White	50097	37097	Compact	Mid Early
Argos	Salmon	50021	37021	Large	Mid Early
Athena	Orange Red	50098	37098	Medium	Middle
Calypso	Red	50045	37045	Comp/Med	Mid Late
Corinth	Orange	50049	37049	Compact	Mid Early
Delphi	Purple-White	50102	37102	Compact	Mid Early
Hermes	Dark Red	50038	37038	Compact	Late
Ilus	White	New			
Nestor	Lavendar	50048	37048	Med/LG	Mid/Late
Nymphe	White	50104	37104	Med/LG	Middle
Olympus	Red-White	50039	37039	Comp/Med	Middle
Orestes	White	New			
Paris	Red	50083	37083	Medium	Late
Sparta	Purple-White	New			
Troy improved	Purple	50092	37092	Med/LG	Middle
Zeus	Purple-Pink	50096	37096	Medium	Middle

Call Floremara 1.800.443.2290







**floremara**  
*young plants*

1501 Lischey Ave. Nashville, TN 37207  
Phone: 1-800-443-2290  
Fax 1-615-228-5831  
info@floremara.com, www.floremara.com

